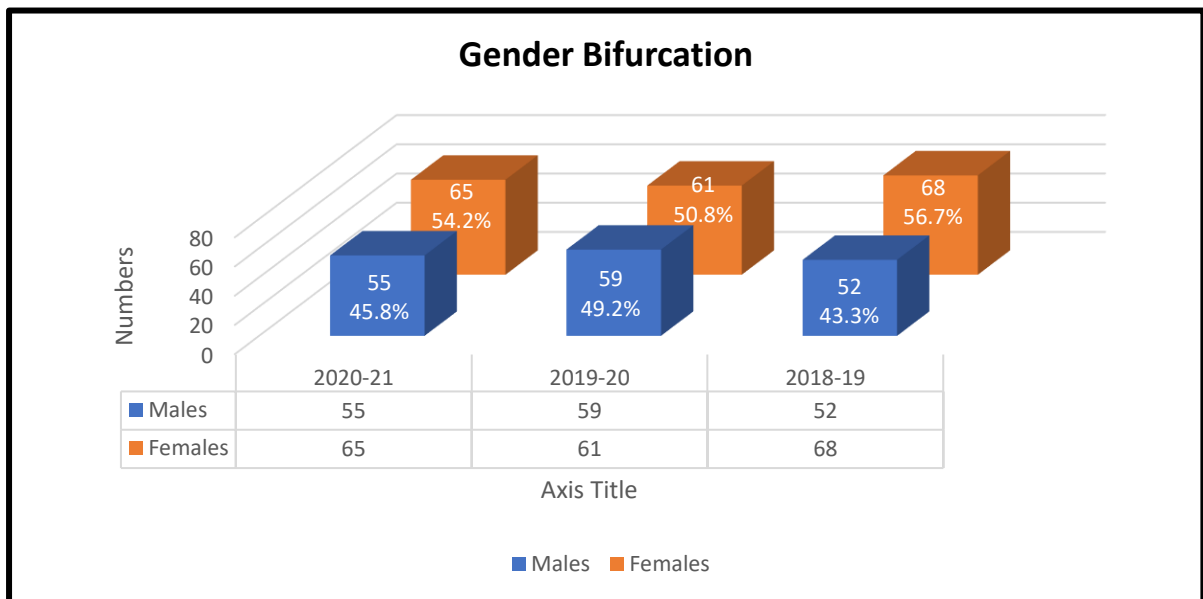


Student Diversity (Diversity may include Experience, Gender diversity, Qualification, Geographic diversity (within state, outside state, outside country)) Students at N L Dalmia institute comes from diverse backgrounds. Following is the analysis for the same with respect to certain demographic variables such as Gender, Within State Vs Outside State, Experienced Vs Freshers, Management Stream Background Vs stream other than Management stream.

### Gender Bifurcation:

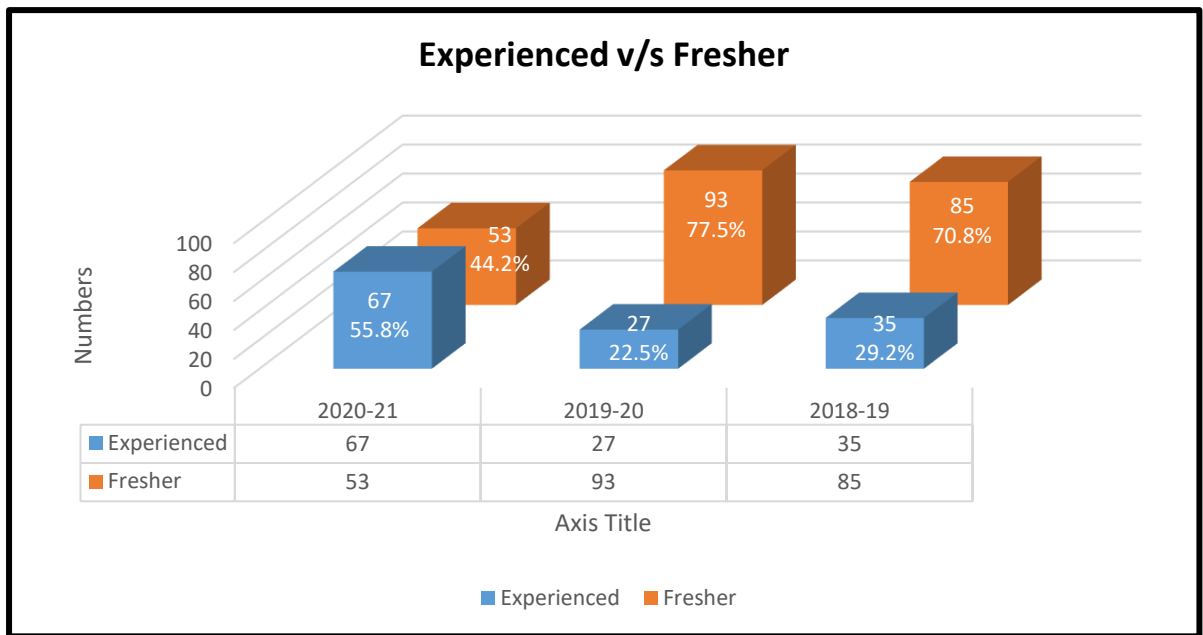
|                             | Males       | Females     | Total |
|-----------------------------|-------------|-------------|-------|
| CAY (2020-21)               | 55 (45.83%) | 65 (54.17%) | 120   |
| CAY <sub>m1</sub> (2019-20) | 59 (49.17%) | 61 (50.83%) | 120   |
| CAY <sub>m2</sub> (2018-19) | 52 (43.33%) | 68 (56.67%) | 120   |



It has been observed that there has been a healthy ratio of Male:Female students across the last 3 batches of PGDM.

### Experienced Vs Fresher:

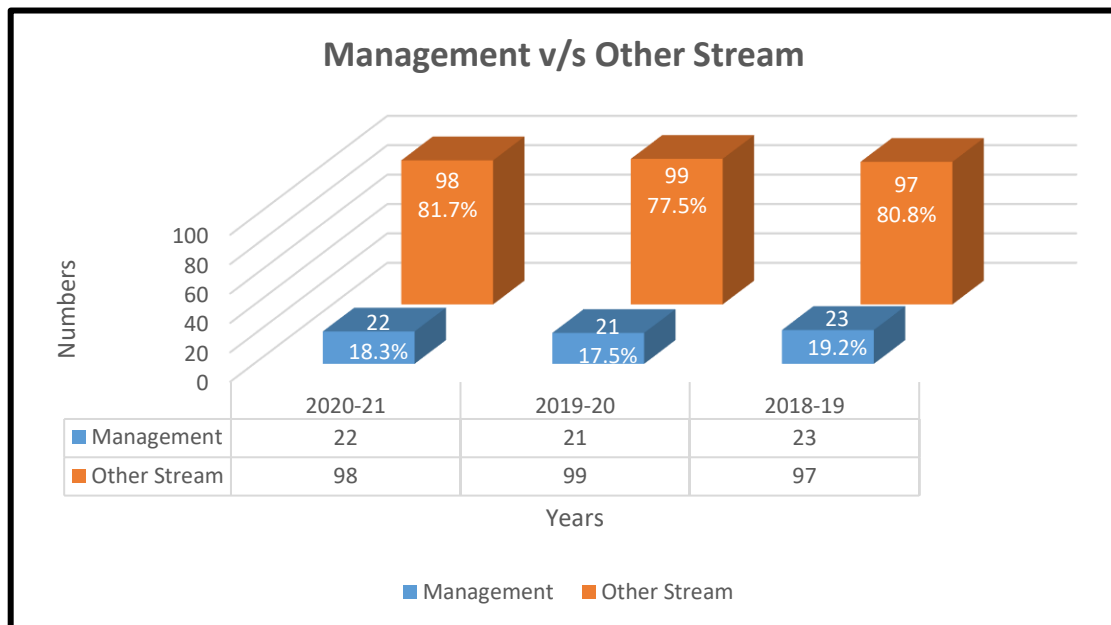
|                             | Experienced | Fresher     | Total |
|-----------------------------|-------------|-------------|-------|
| CAY (2020-21)               | 67 (55.83%) | 53 (44.17%) | 120   |
| CAY <sub>m1</sub> (2019-20) | 27 (22.50%) | 93 (77.50%) | 120   |
| CAY <sub>m2</sub> (2018-19) | 35 (29.17%) | 85 (70.83%) | 120   |



In comparison to the previous two academic years, there has been a notable increase in the number of experienced students compared to fresher's for A.Y. 2020-21.

**Graduation Background (Management Vs Other Stream):**

|                                | Management Stream | Other Stream | Total |
|--------------------------------|-------------------|--------------|-------|
| CAY<br>(2020-21)               | 22 (18.33%)       | 98 (81.67%)  | 120   |
| CAY <sub>m1</sub><br>(2019-20) | 21 (17.50%)       | 99 (77.50%)  | 120   |
| CAY <sub>m2</sub><br>(2018-19) | 23 (19.17%)       | 97 (80.83%)  | 120   |



Students with a B.E. / B.Tech / B.Sc / B.A.F / B.Com / B.Pharm / B.A. background are referred to as 'Other Stream' students. Throughout the three years, the number of students from the 'Other Stream Background' has been found to be higher than those from the Management Stream. This reflects largely on the diversity of students applying to our Institute, who come from a variety of educational backgrounds. This adds a great deal of variety and complexity to classroom discussions.